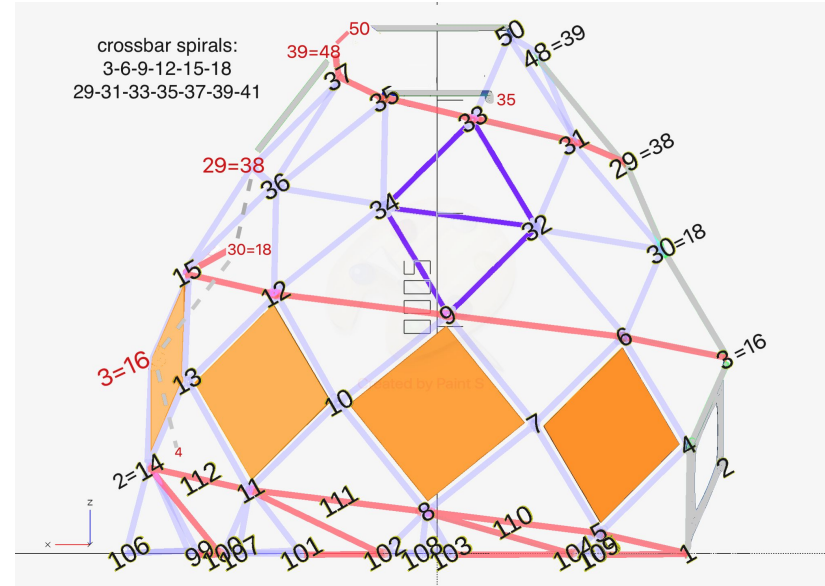


# Bottle Genii Build Map Overview

- The dome is comprised of two halves (black and red) that are identical. The two halves meet at the seam.
- Colors change at the seam.
- All nodes are numbered but not all numbers exist.
- Nodes along the seam have two number designations and should be labeled with both ie. “30=18”
- Each strut is labeled on BOTH ends.
- Portal entrance is outlined by nodes 1-2-3-4
- Reference pics includes all joints (beside the ones that touch the ground)
- Numbers that have hats (^) denote angles, not node numbers.

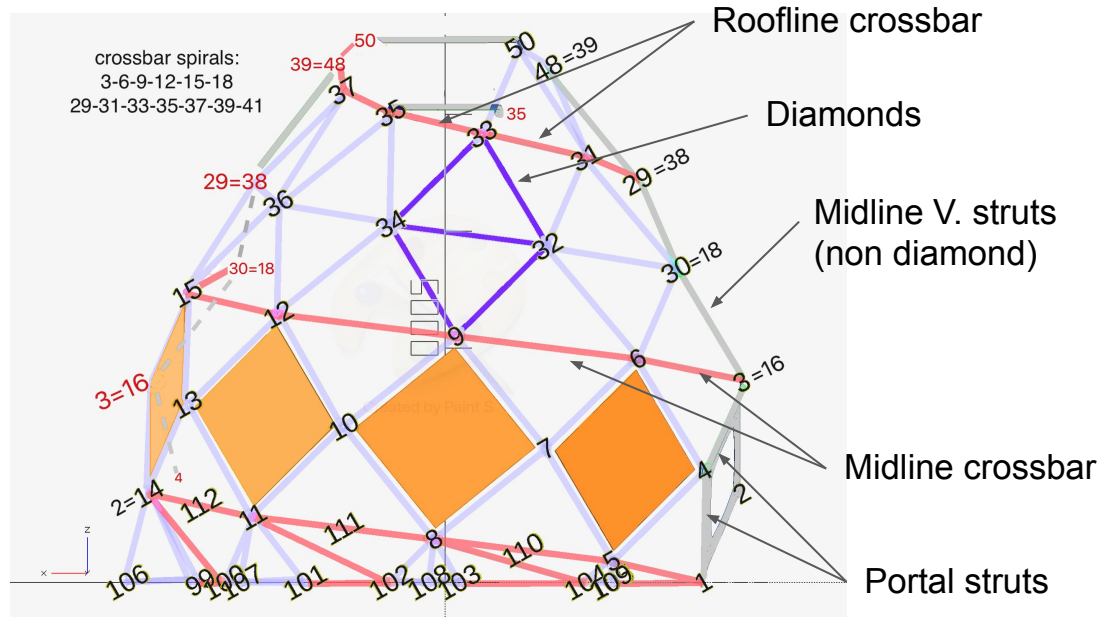


# Packing list

- 8 diamonds total (4 red, 4 black)
- Roofline crossbar (6 bars per pk, 1 red pk, 1 blk pk). Note: **29-31-33-35-37-48 red** and 48-50 blk (color change happens @48 seam, so next 48-50 blk is packed with reds).
- Midline crossbar + V. struts: 7 per pk (4 midline cross + 3 v. struts)
- Base struts (including portal struts): 2 packs each color (8 to connect taller pyramids+portal, 5 for shorter pyramids)
- Nested base pyramids: 1 red, 1 black
- 2 crossbars (short, long)
- Portal panels

## Notes:

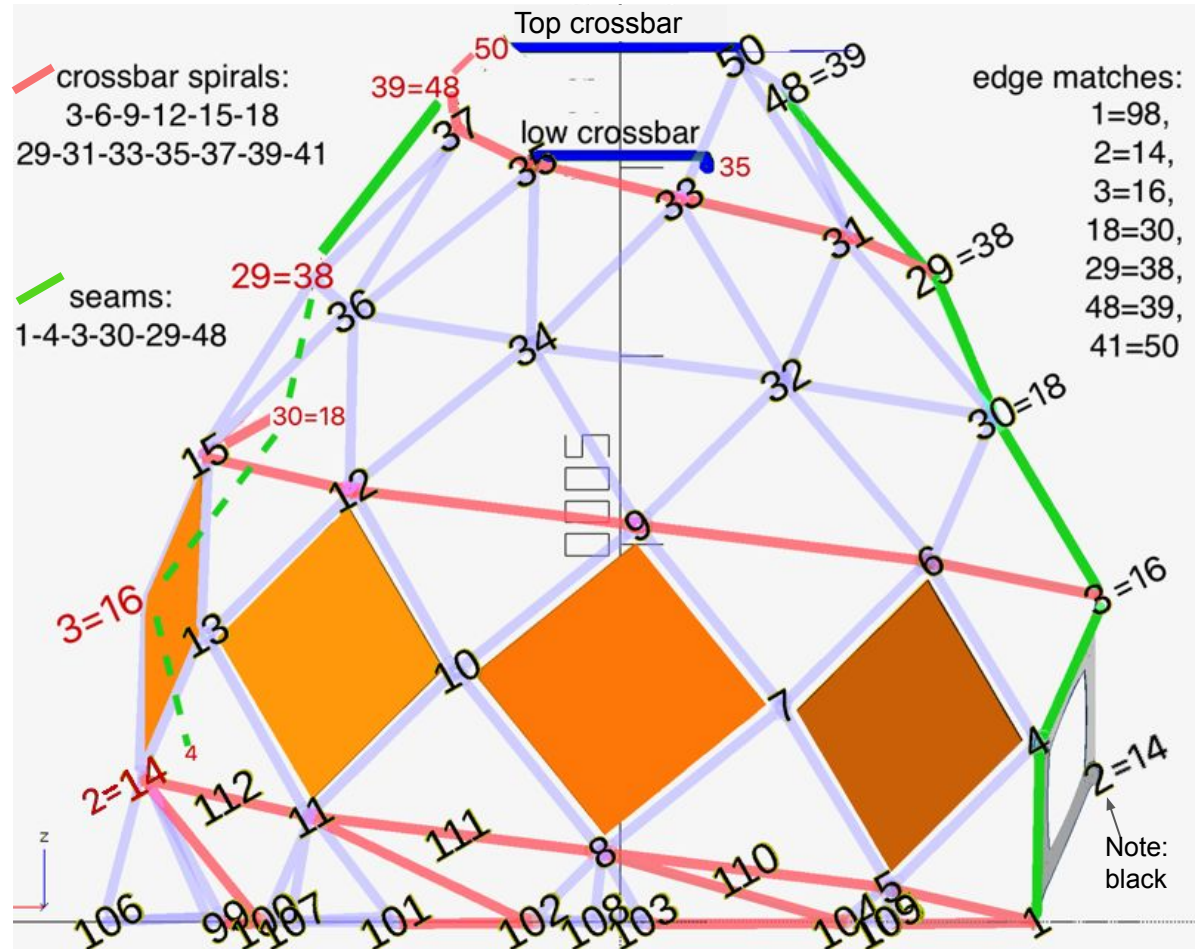
- Bundles are listed by names to left of diagram above (green tape)
- Some struts have one black end and one red: those are usually packed according to color of the LOWEST #
- Diamonds in layer above face panels disassembled intact (ie. 9-32-33-34).



# Bottle Genii Build Map

Black face forward:

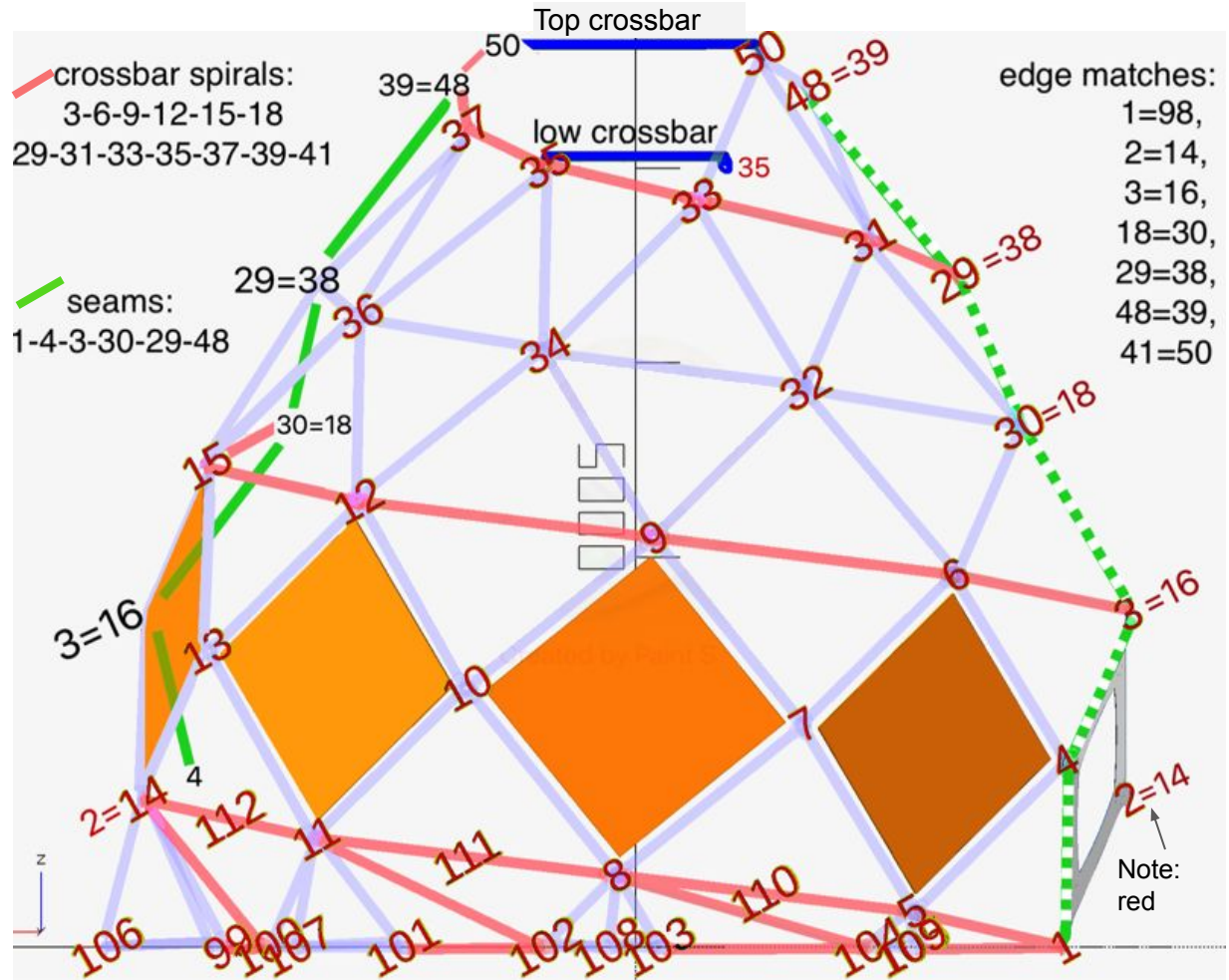
- The nodes on seam are colored according to the color to the left. (ie blk 3 is seam and adjacent to blk 6).
- All seam joints should be labeled with BOTH of their possible numbers: "29=38"
- Black seam (solid green), red seam (dashed green)
- Crossbar spirals are highlighted in salmon. These struts are non standard lengths and are packed in bundles labeled "roof crossbar" or "midline cross bar"



# Bottle Genii Build Map

Red face forward:

- The nodes on seam are colored according to the color to the left. (ie red 3 is seam and adjacent to red 6).
- All seam joints should be labeled with BOTH of their possible numbers: "29=38"
- Black seam (solid green), red seam (dashed green)
- Crossbar spirals are highlighted in salmon. These struts are non standard lengths and are packed in bundles labeled "roof crossbar" or "midline cross bar"
- Some red joints may be green or black on the inside (ignore).





# Black joints




Black joints





# Black joints




# Black joints





**Black joints**



**Black joints**






## Black joints




# Black joints






## Black joints




## Black joints







**Black joints**




# Black joints






## Black joints




Red joints





Red joints



**Red joints**






Red joints




**Red joints**





Red joints





Red joints



Red joints





Red joints





Red joints




Red joints





Red joints



## Red joints

